



Probioist

(*Aspergillus Niger* and its cultures $\geq 5 \times 10^8$ CFU/g)

Excellent Fungal Synbiotics preparation

Anti-microbial, AGPs alternative, Natural performance enhancer

Aspergillus Niger and its directed cultures : $\geq 5.0 \times 10^8$ CFU/g
(Prebiotic as carrier)

1. Highly effective against :

- ① EHP (*Enterohepatic Sporozoites*) in shrimp.
- ② White feces syndrome (WFS) in shrimp and against aquatic pathogens (*Vibro paraheamolyticus*, *Vibro harveyi*, *Aeromonas hydrophila*).
- ③ SARA (subacute ruminal acidosis) in sheep, beef and dairy cattle (alternative to CTC; monensin).
- ④ Animal intestinal disorders (*E. coli*, *Salmonella*, *SD*, *C. perf* ...).

2. Natural performance enhancer.

(Alternative to AGPs.)



Guangzhou Insighter Biotechnology Co., Ltd.

Room 610, Block D, International Business Incubator,
Science Town, Guangzhou City, P.R.China, 510663.

Tel: +86-20-8211 1925

Fax: +86-20-3221 1129

E-mail: penglst@hotmail.com

Website: www.insigherbt.com

Insigher®

Solutions Of Gut Problems

1. Main bioactive components

Aspergillus Niger ($\geq 5.0 \times 10^8$ CFU/g), its directional cultures (including live fungus, inactivated fungus and their metabolites) and prebiotics carrier.

2. Mechanisms of action

- ① Bioactive substances secreted by live *Aspergillus Niger*, such as safety antibacterial substance, enzymes, acids, etc.
- ② Potent mixed prebiotics included in inactivated fungus.
- ③ Combination effects from various bioactive metabolites and prebiotics carrier, such as antimicrobial agents, immunopotentiator etc.

3. Characteristics

- ① The unique strains and antimicrobial direction fermentation process.
- ② Highly effective against animal intestinal disorders, such as diarrhea, watery stools, blood dysentery, ileitis, necrotic enteritis.
- ③ Highly effective to white feces syndrome (WFS) and against aquatic pathogens, such as *Vibrio parahaemolyticus*, *Vibrio harveyi*, *Aeromonas hydrophila*.
- ④ Highly effective against diarrhea in calves and lambs, preventing SARA and hepatic cyst in ruminant.
- ⑤ Strong resistant to heat, acid and feed processing.
- ⑥ High compatibility to other additives and materials.
- ⑦ Generally Recognized as Safe (GRAS).

4. Customer benefits

- ① Efficiently replace all AGPs, such as Calcium oxytetracycline, Enramycin, Avilamycin, CTC, monensin etc.
- ② Efficiently replace all probiotics, prebiotics and synbiotics, such as Yeast, Bacillus, lactic acid bacteria etc.
- ③ NO antibiotic resistance, NO residue, NO withdrawal time.
- ④ Widely used for all animal species and promote animal performance.

5. Application effects

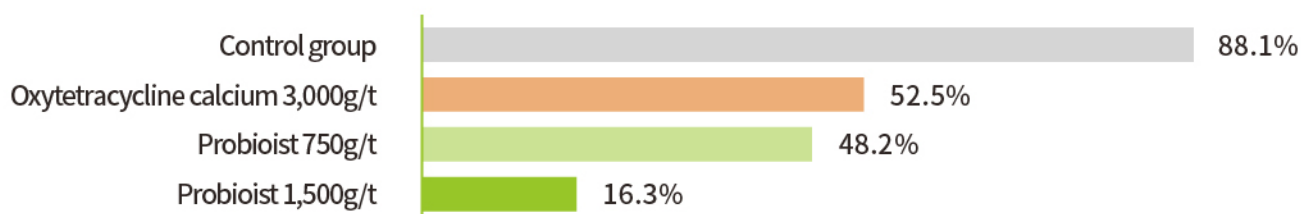


Figure 1. Therapeutic effects of Probioist on diarrhea in weaned piglets

Note: Weaned piglet were fed with low zinc, low copper, no AGPs diets. After 5 days of feeding, 80 diarrhea piglets were selected and randomly divided into 4 treatment groups. The therapeutic effects were compared after 7 days.

Table 1. Preventive effects of Probioist on dysentery and ileitis in grower-finisher pigs

Items	Negative Control	Probioist 1	Probioist 2
Number	368	316	315
Dosage (g/t)	-	100	300
Positive rate of dysentery in the beginning (%)	32.6	24.1	28.3
Positive rate of dysentery at the end (%)	86.1	19.0	6.8
Positive rate of ileitis in the beginning (%)	31.8	34.8	31.1
Positive rate of ileitis at the end (%)	50.5	22.0	5.1
Incidence of dysentery (%)	7.6	0	0
Rate of diarrhea and soft stool (%)	14.2	6.8	3.7

Note: The trial was conducted in a pig farm of Hong Kong supplier. No antibiotics were added in all groups. Trial: 135-day-old pigs, for 1 month. The positive rates of dysentery and ileitis were determined by PCR.

Table 2. Effects of Probioist on growth performance of Ross 708 broiler

Items	Negative Control	BMD	Probioist	P-value
Initial BW, g	39.3±0.98	39.3±0.87	39.1±0.83	0.766
Final BW, g	2558.90±77.83 ^a	2659.92±116.44 ^b	2617.64±86.95 ^{ab}	0.045
ADG, g	60.93±1.85 ^a	63.33±2.77 ^b	62.32±2.07 ^{ab}	0.045
ADFI, g	99.54±2.62 ^a	103.91±4.21 ^b	100.66±4.44 ^{ab}	0.024
Unadjusted FCR	1.67±0.03	1.67±0.05	1.65±0.43	0.326
Mortality Adjusted FCR	1.50±0.03 ^a	1.49±0.04 ^a	1.46±0.03 ^b	0.060

Note: Virginia Technology & Blue Needle Nutrition, Dec 2022;

A total of 1332 birds, 3 treatments X 12 replicates X 37 birds;

Control: basal diet (NRC1994);

BMD: basal diet + 50 ppm BMD;

Probioist: basal diet +400 ppm (1-14 days) or 300ppm (15-28 days) or 200 ppm (29-42 days) of probioist;

Mortality Adjusted FCR = (Feed Consumption) / (weight of live birds + weight of dead birds); Unadjusted FCR = (Feed consumption) / (weight of live birds);

Different superscript in the same row means significant differences ($P < 0.05$).

Table 3. Effect of Probioist on performance in LSL lite hens from 21 to 31 weeks of age

Item	Negative control	BMD	Probioist
Laying rate, %	95.4 ^b	96.7 ^a	96.7 ^a
Feed intake, g/d	102.5 ^b	106.1 ^a	106.6 ^a
Egg weight, g	57.3 ^b	58.8 ^a	58.5 ^a
FCR, g/g	1.878	1.865	1.882

Note: University of Guelph, October 2022 - January 2023. 18-week-old of Lohmann LSL-lite, 10 weeks trail.

Control: corn soybean meal diet (NRC1994); BMD: control +110/metric ton of BMD; Probioist: control + 200g/ton of Probioist.

Different superscript in the same row means significant differences ($P < 0.05$).

Table 4. Dietary supplementation of Probiost on the growth performance in Cherry Valley Ducks (JAAS, 2021)

Items	Negative Control	CTC	Probiost
ADFI, g	171.66±1.15	173.64±1.30	174.42±1.16
ADG, g	96.67±0.56 ^c	99.56±0.60 ^b	102.56±0.80 ^a
Final Body Weight, Kg	4.01±0.02 ^c	4.13±0.02 ^b	4.26±0.03 ^a
F : G	1.82±0.02 ^a	1.77±0.01 ^b	1.71±0.02 ^c
Survival Rate, %	96.21±2.17	98.48±0.96	96.97±1.52

Note: Jiangsu Academy of Agricultural Sciences, December 1st 2021 -January 11th 2022.

3 treatments × 6 replicates × 22 birds, 42 days of trail.

Control: commercial no AGPs diet; CTC: control + 50mg/kg aureomycin; Probiost: control+400mg/kg Probiost (1-21 days) or 200mg/kg Probiost (22-42days).

Different superscript in the same row means significant differences ($P < 0.05$).

Table 5. Dietary supplementation of Probiost on performance of Pacific White Shrimp (*Litopenaeus vannamei*)

	Negative control	1.5‰ Probiost	3‰ Probiost
Animal Numbers	~50,000	~50,000	~50,000
Description	Commercial diet	Negative control + 1.5 kg/metric ton of probiost	Negative control + 3 kg/metric ton of probiost

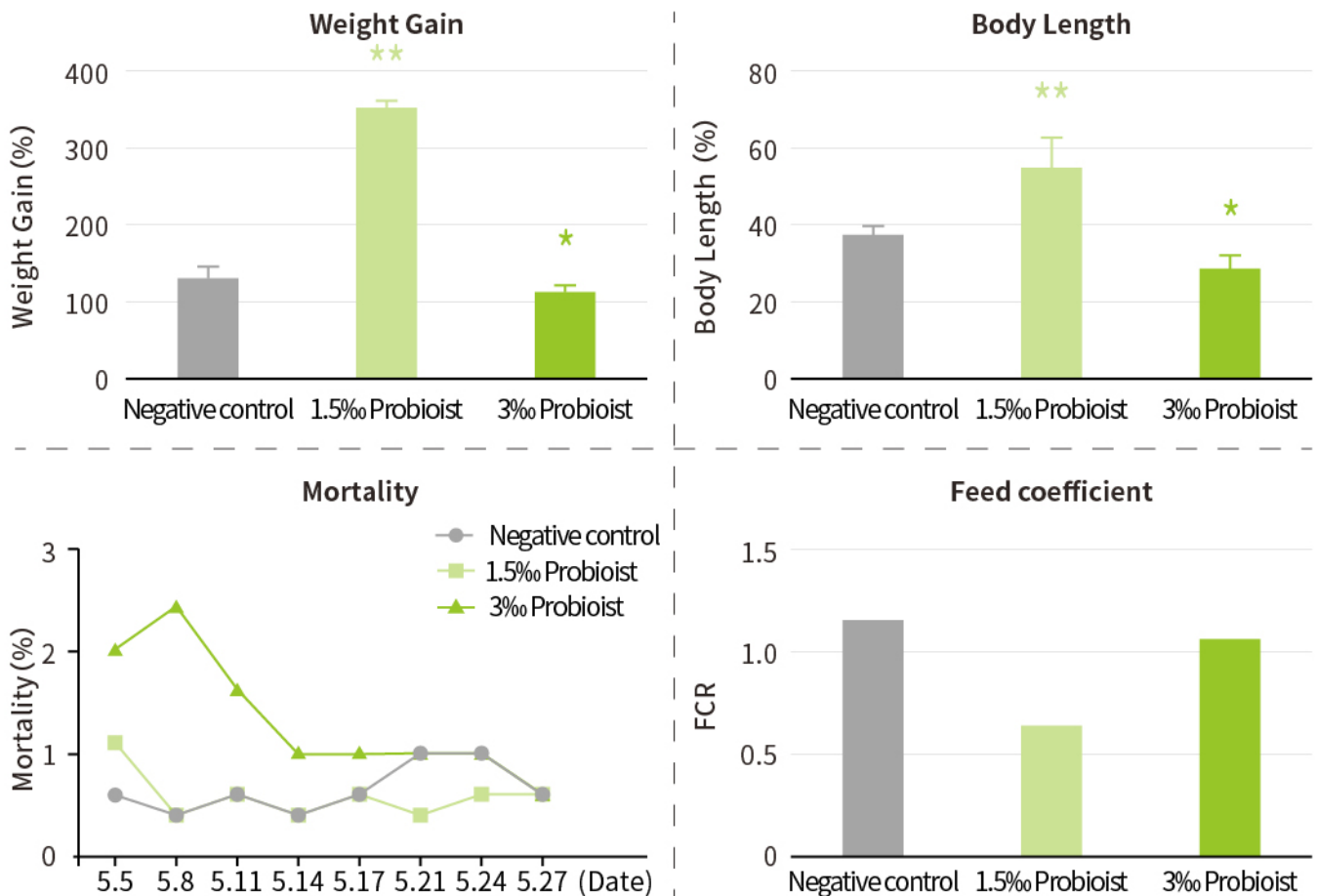


Table 6. Effect of Probioist on growth performance of white shrimp

Parameters	Experimental diets			
	Negative Control	P500	P1000	P1500
Survival (%)	81.3±4.6 ^a	83.3±8 ^a	86.7±4.4 ^a	80.4±3.6 ^a
Final weight (g)	5.64±0.49 ^b	6.77±0.29 ^a	6.85±0.12 ^a	7.37±0.48 ^a
Weight gain (%)	307.5±35.3 ^b	389.2±21.1 ^a	395.3±9 ^a	432.8±35 ^a
Feed efficiency	0.61±0.04 ^a	0.67±0.04 ^a	0.73±0.04 ^a	0.67±0.07 ^a

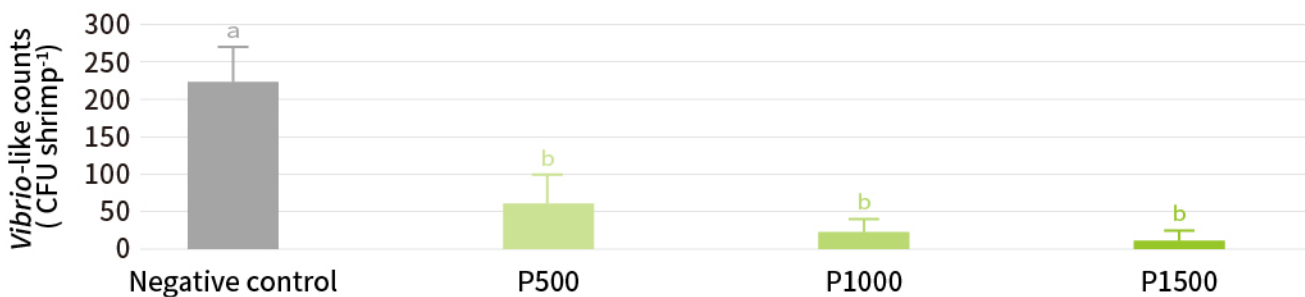


Figure 2. Effect of Probioist on *Vibrio-like* counts in the gut of white shrimp

Note: National Pingtung University of Science and Technology.

White shrimp were reared in 12 12-ton cement tanks (6 × 2 × 1.3 m) with 10 tons of 25‰ saltwater, for 56 days trail.

Control diet was prepared without probiotics, with 37% protein and 7% lipid.

Treatment diets were supplemented with 0.5g/kg, 1g/kg and 1.5g/kg of Probioist and were designated as P500, P1000 and P1500, respectively.

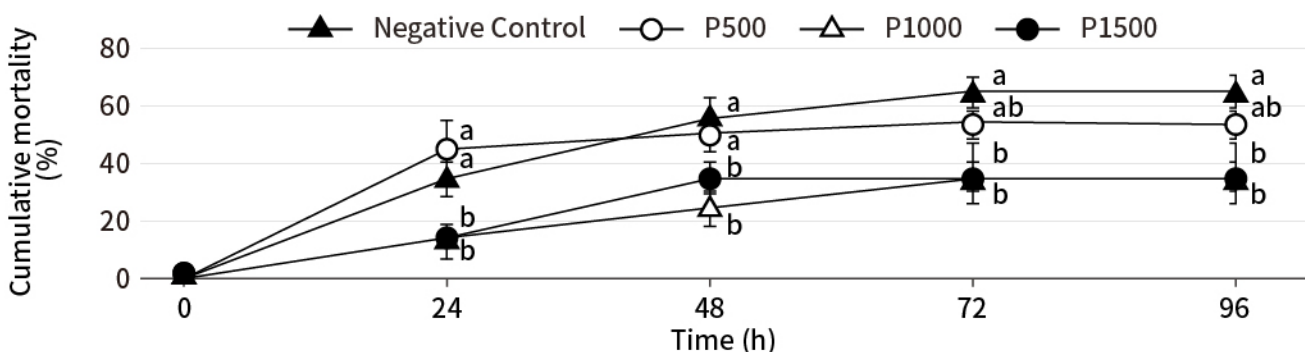





Figure 3. Cumulative mortality of shrimp subsequently orally challenged with *Vibrio parahaemolyticus* after 56 days of feeding trail with Probioist

Note: Each shrimp received 6.5×10^5 cfu pathogen (g shrimp)⁻¹.

6.Recommended dosage

Species	Stage	Dose (g/t)	Species	Stage	Dose (g/t)
 Swine	Weaned	500 - 1,200	 Chicken	Starter	100 - 300
	Nursery	500 - 1,000		Grower	100 - 200
	Grower	300 - 500		Finisher	100 - 200
	Finisher	200 - 400		Layer	100 - 300
Ruminant (Replace CTC, Monensin)	Calf and lamb	500 - 1,500	 Duck	Breeder	100 - 300
	Grower-finisher	1,000		Meat duck & Layer	100 - 300
	Lactating cow	1,000	Fish	Breeder	100 - 300
	Fattening	1,000 - 2,000			250 - 500
Shrimp (Prevent EHP, <i>Vibro. spp</i>)	0#	2,000 - 3,000			
	1#	2,000			
	2# & 3#	1,000			



Guangzhou Insighter Biotechnology Co., Ltd.

Ad:Room 610, Block D, International Business Incubator, Science Town, Guangzhou City, P.R.China, 510663.

Tel: +86-20-82111925 | Fax: +86-20-32211129 | E-mail: pengist@hotmail.com | Website:www.insighterbt.com



02/21/2025